

WHAT'S NEW IN SOLIDWORKS 2015 SOLUTIONS

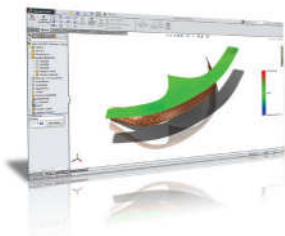


1 NEW PRODUCT DEVELOPMENT WORKFLOWS

- SOLIDWORKS® Model Based Definition (MBD) enables drawingless product detailing with 3D PMI annotations; output to eDrawings® or 3D PDF
- SOLIDWORKS Treehouse provides visual assembly structure planning, creation, editing, and viewing
- Prepare models automatically for export to popular AEC applications

Benefits

Reduce time to market and comply with new industry standards.

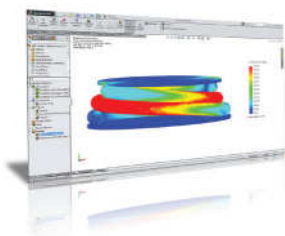


2 INTEGRATED CAPABILITIES CONNECT DESIGN AND MANUFACTURING

- SOLIDWORKS Inspection automates inspection drawings and reports
- SOLIDWORKS Costing supports sensors and costing of weldments, plastic/cast parts, machined castings, and 3D printed parts
- Print directly to 3D printers in AMF and 3MF formats
- Use advanced techniques to flatten surfaces

Benefits

Speed up downstream manufacturing and bridge the gap between design and manufacturing.



3 SOLIDWORKS PERFORMANCE

- File size reduced by ~50%
- Faster component patterning, and hide/show of assemblies
- SOLIDWORKS Simulation supports Intel® Solver and multi-core for contact detection
- Define specific graphic regions to render in PhotoView 360
- SOLIDWORKS Enterprise PDM manages large data sets more efficiently

Benefits

Faster modeling, analysis, and rendering capabilities leaves more time to improve designs.



4 PART AND SURFACE MODELING

- Sketch: Line from mid-point; rectangle with horizontal/vertical construction lines
- Splines: Improved Spline on Surface; convert Style Spline to Spline Points
- Patterns: Improved Fill, Linear, and Variable Pattern
- Advanced geometry: Asymmetric Fillets; split surfaces; sketch plane normal to view

Benefits

Create sketches, complex patterns, and advanced geometry faster and with less effort.

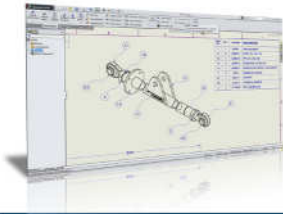


5 ASSEMBLIES

- Mates: Center components on faces; select geometry to limit Width Mate
- Routing for rectangular sections, e.g., HVAC ducts, cable trays and chutes
- Simulate roller/energy chains using patterns along open or closed loops
- Exploded View: Radially and along axis; space components on drag

Benefits

Faster and easier assembly of components.



6 DRAWING IMPROVEMENTS

- Track view locations with automated drawing sheet zone annotations
- Enhanced formatting control of drawing and table notes
- Omit layers from printing; use splines as leaders
- Improved angle dimensioning and command of decimal rounding

Benefits

Find drawing views faster, and experience more automation and control.




7 DESIGN SIMULATION

- Predict product durability under dynamic loading and manage a combination of load conditions in SOLIDWORKS Simulation
- View nonlinear results during the solve in SOLIDWORKS Simulation to ensure convergence
- Rotating mesh regions in SOLIDWORKS Flow Simulation deliver enhanced simulation of rotating machinery
- SOLIDWORKS Plastics improves plastic part design with up-front Venting Analysis

Benefits

Simulate real-life scenarios to predict product performance prior to manufacturing.

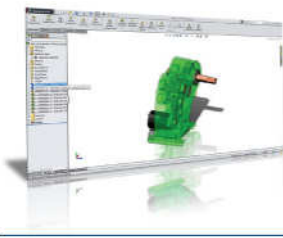


8 ELECTRICAL DESIGN

- Dynamic Connector tools simplify the design and use of connectors
- Advanced access to user-based controls for key tools
- In-line 3D routing diagnostics identifies and resolves routing issues
- Advanced Formula Manager provides access to system and mathematical variables in complex formulas

Benefits

Accelerate the development, creation, and integrity of electrical systems designs.



9 USER EXPERIENCE

- Dynamic Reference Visualization shows a graphical view of relationships between features
- Selection Sets let you select multiple entities and save for reuse
- Isolate components while editing in context within an assembly
- Temporarily preview hidden bodies or components from FeatureManager

Benefits

Work more efficiently and better understand/visualize design intent of your models.



10 EXPANDED COMMUNICATION AND COLLABORATION

- SOLIDWORKS Enterprise PDM Web2 client connects browser-ready devices to a vault
- eDrawings now has a UI adapted for touchscreen, and supports SOLIDWORKS Plastics result plots
- MySolidWorks offers enhanced online learning and certification; ability to share/view designs online and research a global manufacturing network
- Collaborative Sharing uses community-based social innovation to provide greater connectivity to SOLIDWORKS, eDrawings, and DraftSight®

Benefits

Expand the reach of design tools with faster, easier connections and better social collaboration - anytime, anywhere.

See the full range of SOLIDWORKS software for design, simulation, technical communication, and data management at www.solidworks.com/products2015.

Our 3DEXPERIENCE platform powers our brand applications, serving 12 industries, and provides a rich portfolio of industry solution experiences.

Dassault Systèmes, the 3DEXPERIENCE® Company, provides business and people with virtual universes to imagine sustainable innovations. Its world-leading solutions transform the way products are designed, produced, and supported. Dassault Systèmes' collaborative solutions foster social innovation, expanding possibilities for the virtual world to improve the real world. The group brings value to over 170,000 customers of all sizes in all industries in more than 140 countries. For more information, visit www.3ds.com.



 **DASSAULT SYSTEMES** | The **3DEXPERIENCE**® Company

Corporate Headquarters
Dassault Systèmes
10, rue Marcel Dassault
CS 40501
78946 Vélizy-Villacoublay Cedex
France

Americas
Dassault Systèmes SolidWorks Corporation
175 Wyman Street
Waltham, MA 02451 USA
Phone: 1 800 693 9000
Outside the US: +1 781 810 5011
Email: generalinfo@solidworks.com

Asia-Pacific
Dassault Systèmes K.K.
ThinkPark Tower
2-1-1 Otsaki, Shinagawa-ku,
Tokyo 141-6020
Japan